

# IMTS 2022 - POST SHOW REPORT



# IMTS 2022

INTERNATIONAL MANUFACTURING TECHNOLOGY SHOW  
DIGITAL MANUFACTURING. IMPLEMENTED.

**1,212,806**

SQUARE  
FEET

**86,307**

IMTS 2022  
REGISTRANTS

**11,715**

STUDENTS

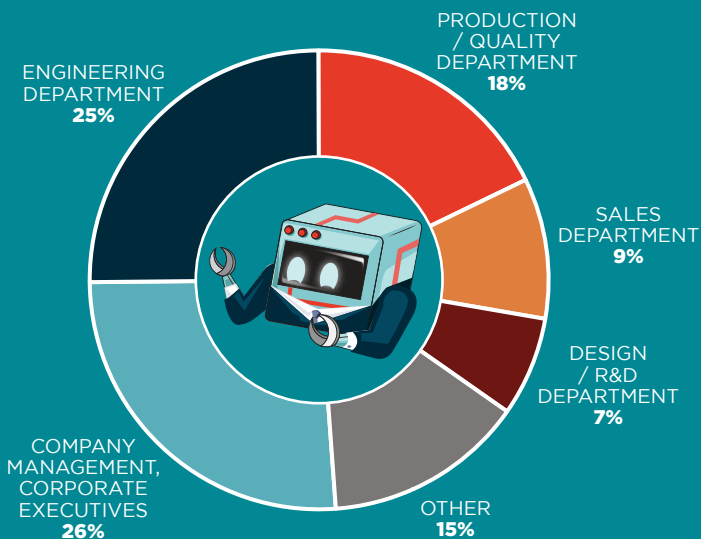
**7,647**

CONFERENCE  
REGISTRANTS

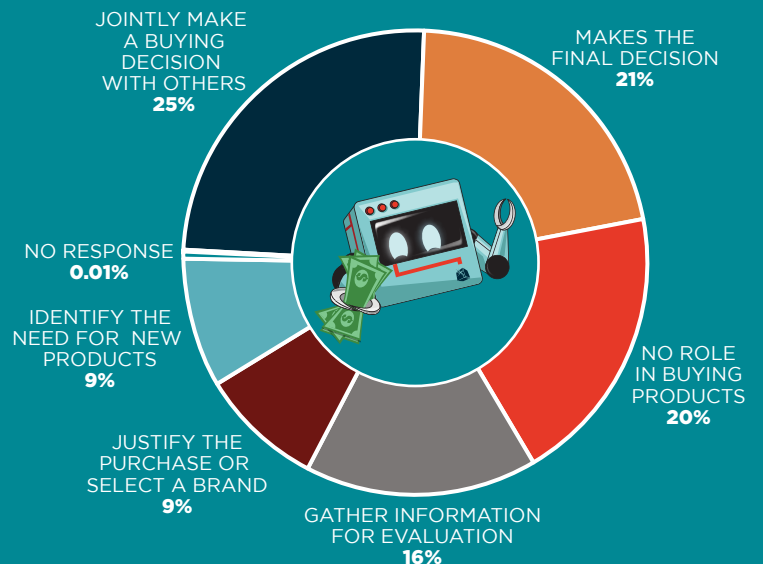
**1,816**

EXHIBITING  
COMPANIES

## VISITORS BY JOB FUNCTION



## ROLES OF VISITORS IN THE BUYING PROCESS



# IMTS 2022 - POST SHOW REPORT

## TOP 5 INTERNATIONAL ATTENDANCE

**Canada**  
27.5%

**Mexico**  
18.4%

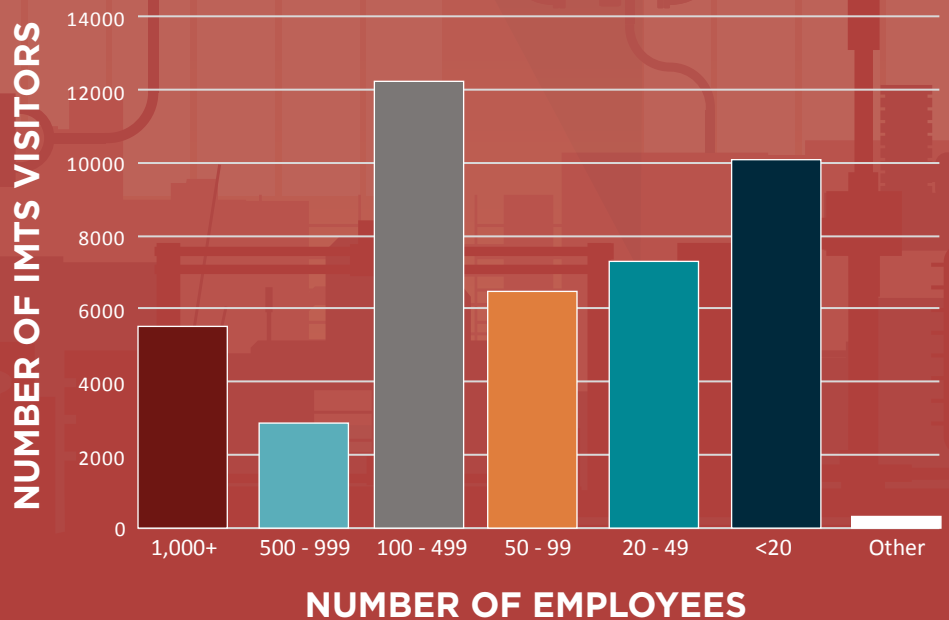
**India**  
5.8%

**Japan**  
4.6%

**Germany**  
3.8%

120 Total Countries in Attendance

## PLANT SIZE BY TOTAL EMPLOYEES



## TOP 5 INDUSTRY GROUPS

**Machine Shops**  
and Contract Manufacturers



**Metalworking Machinery** and Equipment  
(Includes Metalworking and Fabrication)



**Aerospace**  
(Aircraft, Space, and Missiles)



**Automotive**  
and Transportation



**Industrial Machinery** (Assembly, Textile,  
Food Processing, and Material Handling)



## TOP 5 PRODUCT CATEGORIES OF INTEREST

1. Turning and Lathes
2. Machining Centers
3. Milling, Drilling, or Boring Machines
4. Tools and Tooling
5. General Automation